

# Circular Panel LED Light

Circular Panel LED powered using a Philips driver

**brightLED**  
...BRIGHTENING YOUR FUTURE



POWERED BY  
**PHILIPS**



## Overview

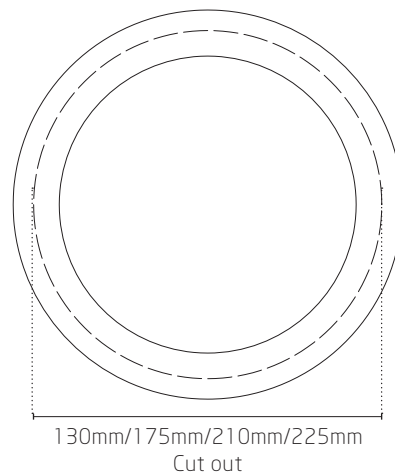
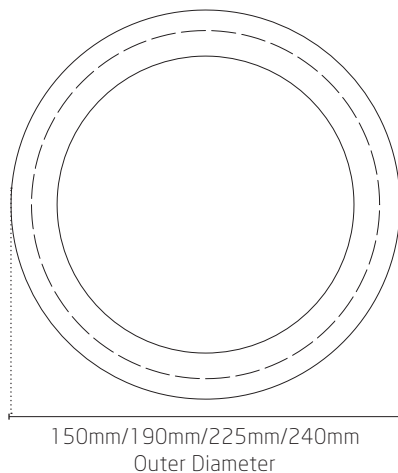
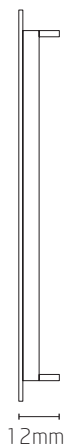
The Edgelit circular panel comes with a 5-year warranty and includes a Philips driver.

This panel is ideal for replacing compact fluorescent downlights (CFL). A high-quality white aluminium frame, LGP and diffuser ensure a long stable life.

## Features

- Philips driver
- High output compact design
- Many emergency options with standard, self-test and DALI variants available with lithium batteries.
- Wide beam angle for even light distribution
- Various dimming options
- 3K, 4K & 5.7K 80 CRI
- Emergency conversion option

## Product Dimensions



E: [office@bright-led.co.uk](mailto:office@bright-led.co.uk)  
T: 01282 505400 F: 0844 854 8662

[www.bright-led.co.uk](http://www.bright-led.co.uk)

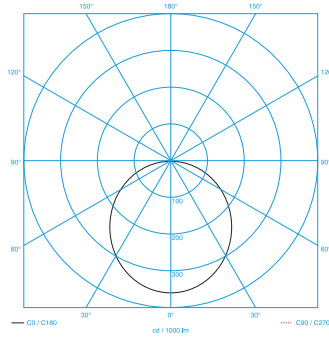


Front view



Side view

## Photometric Performance



## Product Specification

Model Number	LED Power	Cutout	Lumens Flux	Colour Temp	Dimension	
PL150D-PH-10W-3K	10W	130mm	804lm	3000K 4000K 5700K	(Ø) 150mm x (h) 12mm	
PL150D-PH-10W-4K						
PL150D-PH-10W-5.7K						
PL190D-PH-15W-3K	15W	175mm	1302lm		(Ø) 190mm x (h) 12mm	
PL190D-PH-15W-4K						
PL190D-PH-15W-5.7K						
PL225-D-PH-18W-3K	18W	210mm	1693lm		(Ø) 225mm x (h) 12mm	
PL225-D-PH-18W-4K						
PL225-D-PH-18W-5.7K						
PL240-D-PH-18W-3K		225mm	1693lm			(Ø) 240mm x (h) 12mm
PL240-D-PH-18W-4K						
PL240-D-PH-18W-5.7K						

## Customisation Options

Code	Dimming
10	1-10v Dim
DD	DALI Dim
RD	Retractive/Touch/Switch Dim

Code	Emergency
EL	3HR Emergency Conversion (using lithium battery)
ESL	3HR self-test Emergency Conversion (using lithium battery)
EDL	3HR DALI Emergency Conversion

